

Application

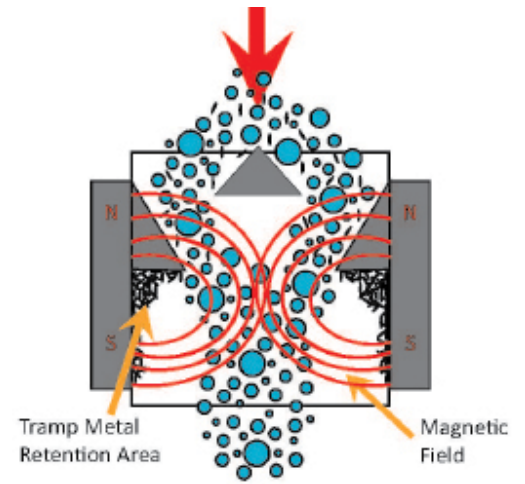
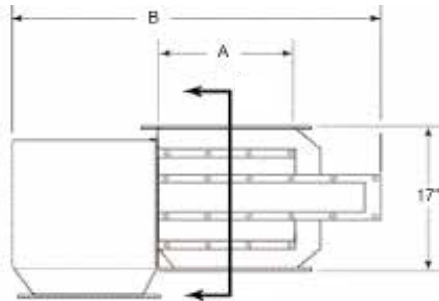
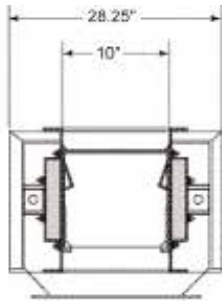
MPI's Self-Cleaning Magnetic Chutes are designed to remove medium to large size ferrous tramp iron contaminant from high-volume product streams in gravity-fed vertical chutes, such as grain, chemicals, food and powders. Magnetic Chutes are ideal for use with heavy product flows that would either bridge or choke if filtered through magnetic grates. Magnetic Chutes help protect equipment such as milling, processing and packaging machinery as well as improve product quality.

Operation

The product stream flows between two large permanent magnets located on either side of the chute. A center diverter directs the product flow towards the two magnetic faces, which are stepped to minimize tramp metal "wash-off". Tramp metal contaminants are "pulled" from the product stream and attach to either magnetic face. The pneumatically operated cleaning shell safely removes the tramp metal from the product stream to a disposal area outside the chute.

**Specifications subject to change*

Series MC-SC Version 4.0 © MPI



MC-SC Selection Guide

MODEL NUMBERS	PRODUCT FLOW OPENING A		OVERALL LENGTH B		APPROXIMATE WEIGHT		FLOW RATE
	IN.	CM	IN.	CM	LBS.	KG	FT ³ /HR
MC-1010-SC	10	25.4	36	91	215	97	2,200
MC-1012-SC	12	30.5	40	102	258	117	2,500
MC-1014-SC	14	35.6	44	112	301	136	3,000
MC-1016-SC	16	40.6	48	122	344	156	3,500
MC-1018-SC	18	45.7	52	132	387	175	4,000
MC-1020-SC	20	50.8	56	142	430	195	5,000
MC-1022-SC	22	55.9	60	152	473	214	6,000
MC-1024-SC	24	61.0	64	163	516	233	7,020
MC-1026-SC	26	66.0	68	173	559	253	8,500
MC-1028-SC	28	71.1	72	183	602	272	10,000
MC-1030-SC	30	76.2	76	193	645	292	11,500
MC-1032-SC	32	81.3	80	203	688	311	13,300
MC-1034-SC	34	86.4	84	213	731	331	15,200
MC-1036-SC	36	91.4	88	234	774	350	17,000

Standard Features

- Ceramic 8 permanent magnet material
- Safety guards, air filters and NEMA 9 enclosed solenoids as standard equipment
- FDA approved compression style gasket offers a bullet-proof seal and virtually eliminates gasket replacement
- Center diverter and stepped magnetic faces to maximize tramp metal removal

Options

- Rare Earth magnet material
- 316L Stainless Steel construction
- Tramp metal collection trays
- NEMA 2 through 13 electrical enclosures
- Custom electrical components
- Custom chute transitions and diverter options
- Custom removable inspection door
- 3-cell design for large product flows

*Specifications subject to change

Series MC-SC Version 4.0 © MPI

MPI

683 Town Center Drive, Highland, MI 48356 | p. 248.887.6100
 info@mpimagnet.com | www.mpimagnet.com